

# Maine Health Access Foundation Community-Based Initiatives

Evaluation Highlights  
April 10, 2019



**S. E. Foster Associates**

Research & Evaluation Consulting

# Key Evaluation Questions and Indicators

## Questions

- What system changes occurred?
- What was the contribution of partnerships to observed system changes?
- What was the contribution of community engagement to observed system changes?
- How sustainable are projects?

## Indicators

- Behavioral/structural/ practice/ policy
- Relationship building, leadership, trust, participation, common sense of purpose
- Active, meaningful participation; roles; new skills acquired; leadership
- Effective community changes and relationships remain in place

# Data Sources

- Project Director survey
- Site visits to all grantees
- Local evaluation data
- Document review
- Meeting observation

# 2018: Major Cross-Grantee Findings

- Stigma reduction activities become core strategies in several projects. Understanding bias and attitude and behavior change seen as key to closing system gaps.
- Majority of grantees (4HC, 4 TiP) are addressing food insecurity
- Transportation: TiPs increased focus in response to community member input
- Community members guide direction of grant activities
- Partnerships matured and stabilized; partners play key role in sustaining activities, share responsibility for results

# System Changes 2018

System-Level Changes	HC: N=8	TiP: N=4
Strategies re: social determinants of health	88	100
Identification of gaps in service	88	100
Mechanisms to reach underserved/isolated individuals	50	75
Mechanisms to increase access to services	0	100
Efforts to improve service coordination	13	50
Strategies to increase awareness of services	63	100
Increase training in/use of EBPs	25	25
Mechanisms to improve transitions from one level of care to another	38	50
Efforts to increase service capacity	50	0
Mechanisms to integrate health/BH/social services	13	25

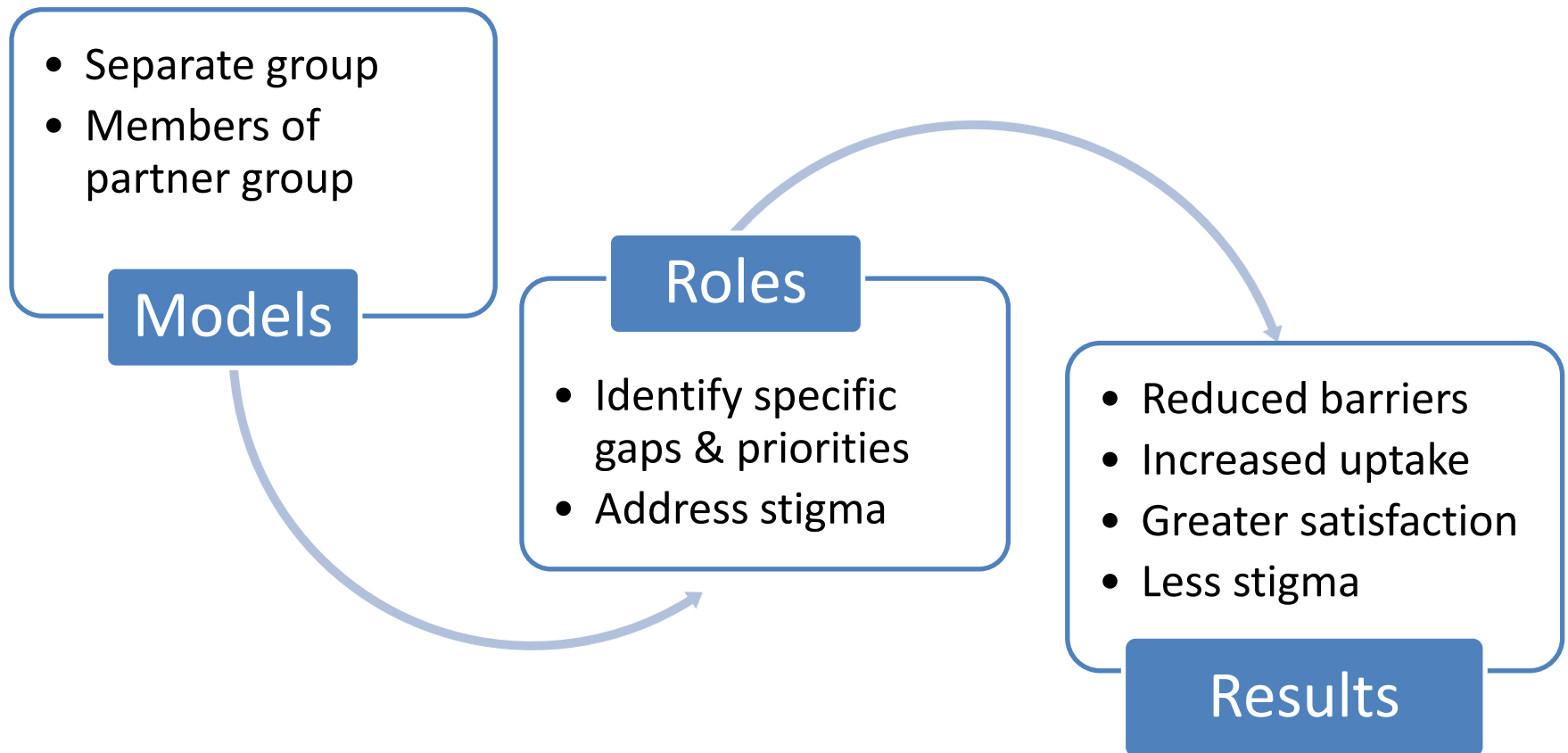
# Thriving in Place: Findings from 2018 Evaluation



# What's the Difference in 2018?



# Community Engagement Made Strategies More Successful





# Main TiP (+HC Jackman) Strategies in 2018

## Most grantees

- Transportation
- Food insecurity
- Caregiver supports
- Resource directory
- Intergenerational
- Navigator
- Social engagement

## Some grantees

- In-home assessments
- Home maintenance
- Home energy efficiency
- Medical self-management tool
- Dementia awareness
- Evidence-based programs (e.g., fall prevention, diabetes)
- Neighbor-to-neighbor volunteers

# Partnerships Strengthened

- Key sectors are involved
- Partners are staying engaged with less effort
- Partners see value (e.g., knowledge, referrals, resource sharing)
- More involvement desired from:
  - ↳ Public safety (e.g., police, fire, EMT)
  - ↳ Faith-based organizations
  - ↳ Town government
  - ↳ Residential facilities



# Local Evaluation Results

## **Transportation**

- 9,000 rides across 40 towns, including 350 seniors
- 13 new volunteers drove 4 individuals / week

## **Social engagement**

- 40-80 individuals participated in Senior Expos
- 25-30 individuals participated in senior socials /month

## **Home maintenance**

- 50 households received 115 services from volunteers such as housekeeping, painting, and spring cleanups

# Results, cont.

## **Resource Directory and Website**

- 2,200 community members and service providers received
- 560 visitors to TiP website

## **Navigator and home assessments**

- 89 individuals received services and 169 referrals from the Social Work Health Care Advocate, with improvements in chronic disease self-efficacy and ability to thrive
- Navigator drove 1,000-1,500 miles each month to visit 5-8 clients and have 7-14 community/outreach meetings

# Key activities sustained by partners

- Partner meetings
- Partners adopted:
  - ↳ Expanded and improved transportation
  - ↳ In-home assessments by students
  - ↳ Caregiver supports
  - ↳ Food insecurity activities
  - ↳ Senior lunches
  - ↳ Resource directory

# Healthy Community: Findings from 2018 Evaluation



# System Changes

Most (88%):  
Social  
determinants

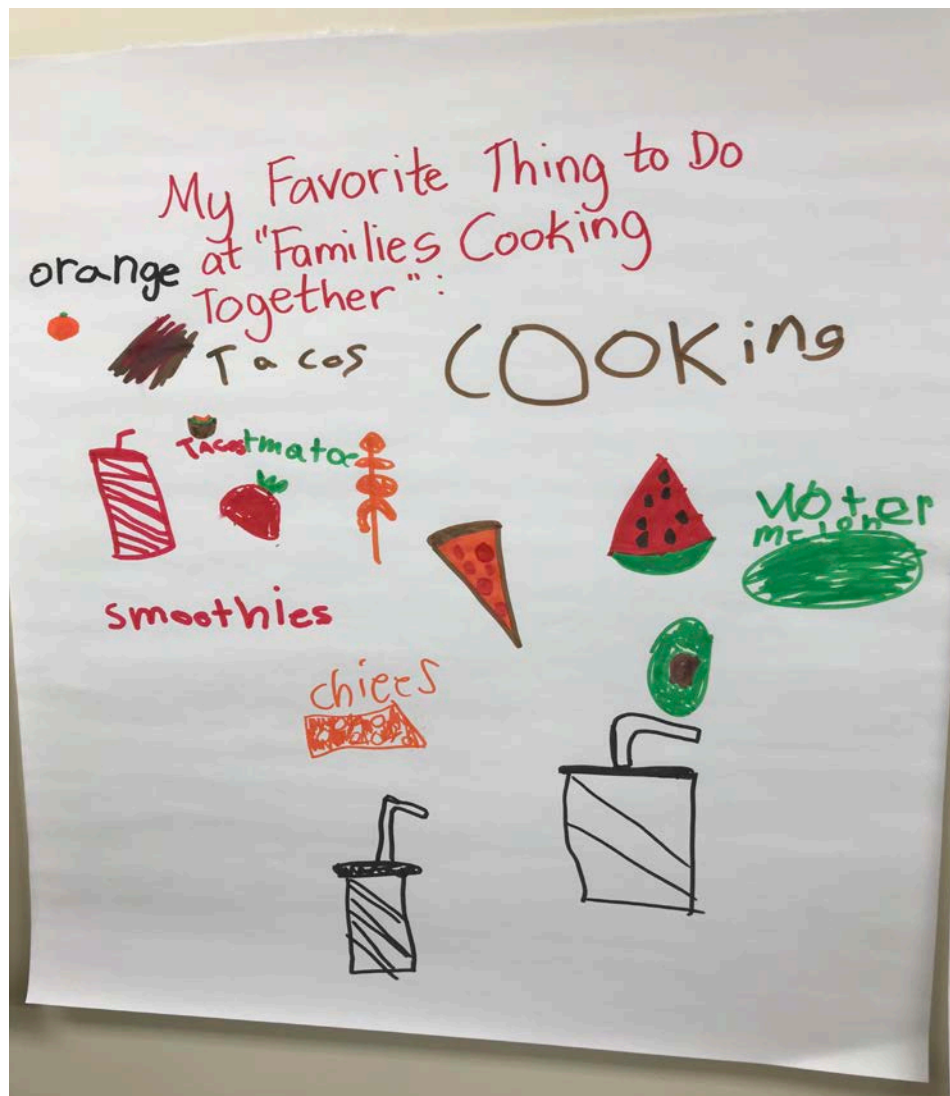
I.D. gaps in  
services/supports

Many (63%):  
Increased  
awareness of  
services/supports

Half (50%):  
New ways to  
reach  
underserved  
Increased service  
capacity



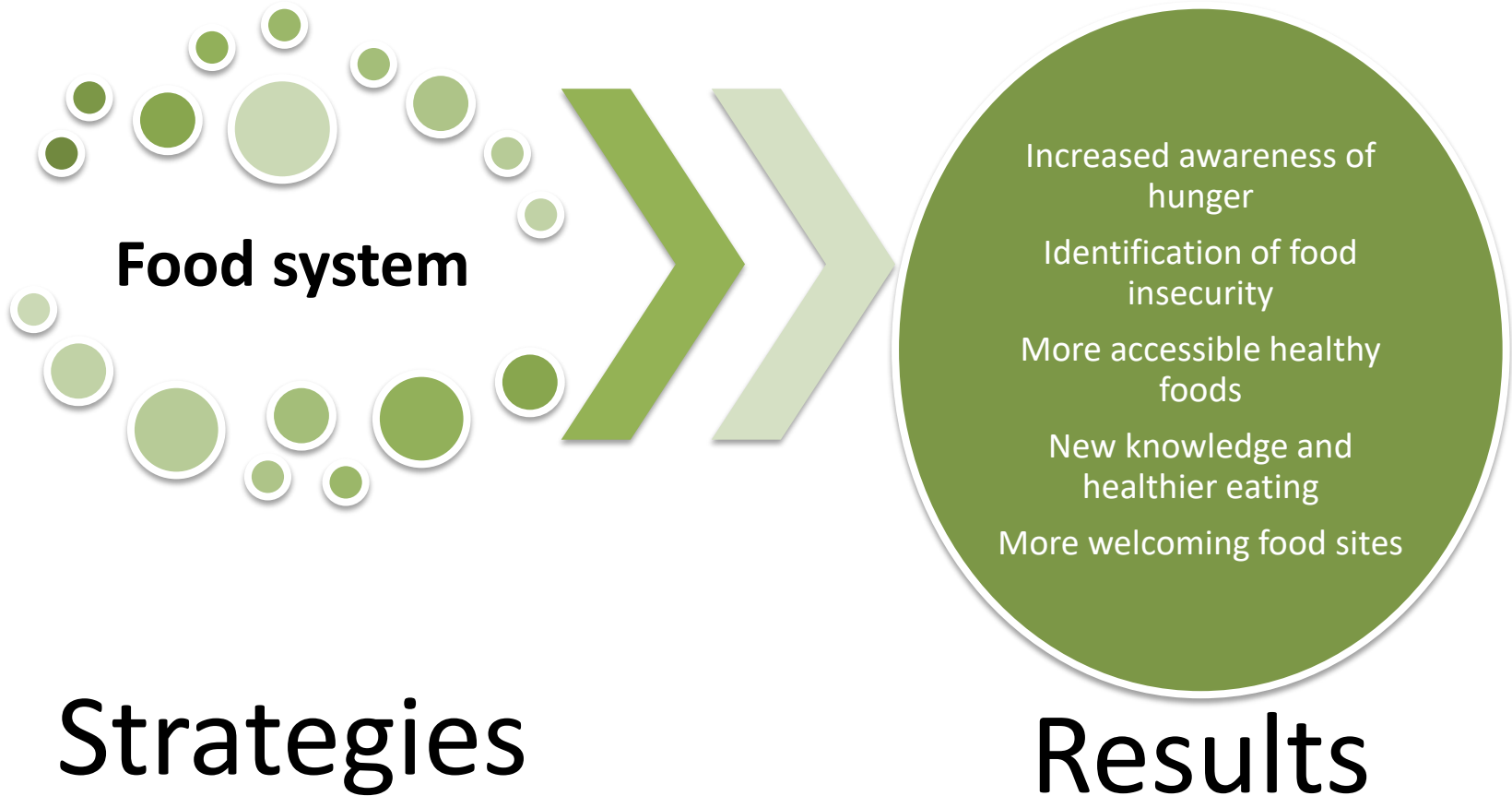
# What's Different in 2018?



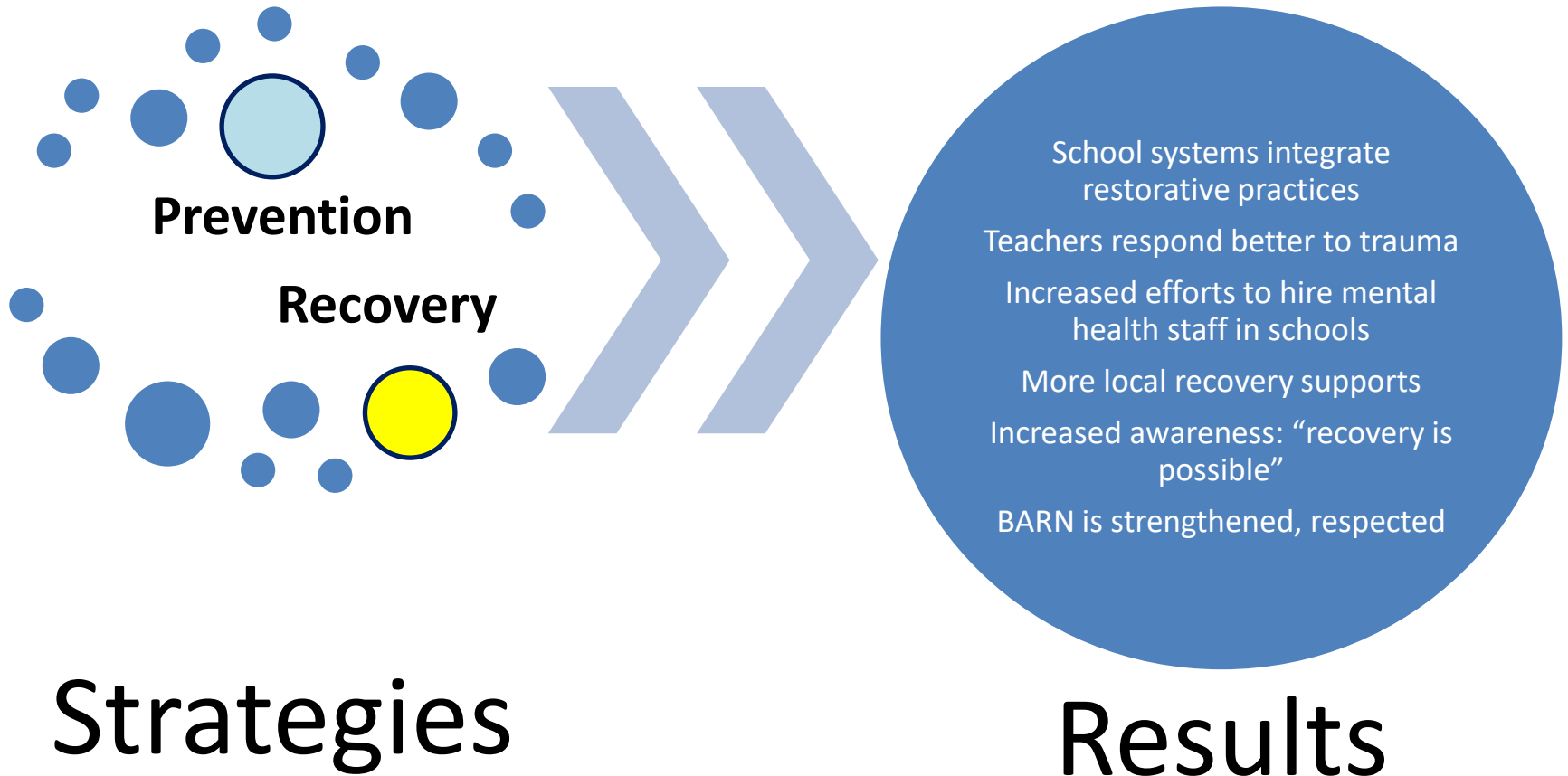
Houlton -  
Moms Matter  
August 2018



# Food Insecurity and Access to Healthy Foods



# Mental Health and Substance Use



# Stigma Reduction

- Learning about stigma focused priorities for system improvement
- Stigma reduction activities were wide-ranging
- Expanded media presence broadens audience
- Signs of impact:
  - ↳ Changed attitudes of health care providers, food cupboard volunteers toward poverty, food insecurity
  - ↳ Teachers change behavior- more trauma-informed
  - ↳ Stigma against SUD and MH seems to be decreasing

# Local Evaluation Results

- Programs ***grew***: increased participation
- Programs ***spread***: to additional towns, locations
- Pilot projects ***funded and sustained***
- ***Expanded*** range of services and supports
- Organizational capacity ***increased***

# Partnerships

Sustained involvement

Satisfaction with partners

Sharing leadership  
accelerates impact

*Basket,  
Aroostook Band  
of Micmacs*



# Community Engagement

- Substantial increases in involvement of youth and people with chronic conditions
- Common perception: addressing complex health issues takes a community response
- Raising awareness, teaching providers about the bias they experience
- Some grantees have less community engagement than desired

# Next Steps

- Two papers:
  - ↳ Stigma reduction and system change
  - ↳ Spread of innovation
- TiP follow-up study 2020
- Final products